

SPECIFICATIONS

Chrome Finish Model

Model	Allowable Torque	Outside width	Overall Length	Thickness [mm]		
	[N.m]	C [mm]	L [mm]	H	t	h
SH10D-1x10N	22.5	24	52.8	18.75	12	6
SH10D-3x10N				20.25	15	7.5
SH10D-4x10N				17.75	10	5
SH10D-5x10N				19	15	--
SH10D-9x10N	22.5	32	54	18.75	10	6
SH10Dx11N				18.8	12	
SH10Dx12N	25	32	54	16	6.5	3.25
SH12DX11N	30	30	64	19	7.5	3.75
SH12D-1X12N		32	64.5	21	12	6
SH12D-3X12N				22.5	15	7.5
SH12D-4X12N				20	10	5
SH12D-5X12N				26	15	--
SH12D-1X14N	40	35	65	21	12	6
SH12D-3X14N				22.5	15	7.5
SH12D-4X14N				20	10	5
SH12D-5X14N				26	15	--
SH12D-1X17N	50	38	66.5	21	12	6
SH12D-3X17N				22.5	15	7.5
SH12D-4X17N				20	10	5
SH12D-5X17N				26	15	--

Additional Models Available

Model	Allowable Torque [N.m]	Thickness [mm]
SH10DX14N	22.5	6.5
SH12DX12N	60	8
SH12DX14N	70	10
SH12DX17N	70	10
SH15DX14N	110	13
SH15DX17N	140	13
SH15DX19N	140	13
SH15DX21N	140	13

Notes

1. Some are available in Chrome or Black finishes, Contact Tohnichi for more details prior to ordering.
2. Additional models are wider and thinner. Contact Tohnichi for more details prior to ordering.
3. Do not exceed max torque of head or damage may occur.

DIMENSIONS


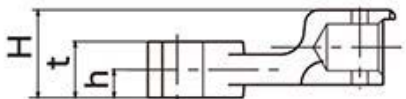
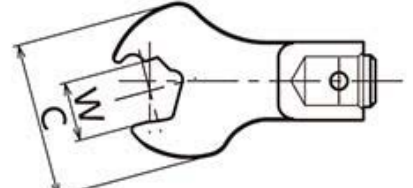
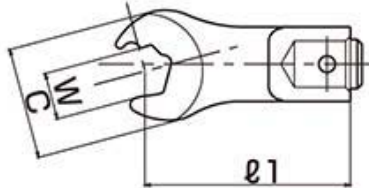
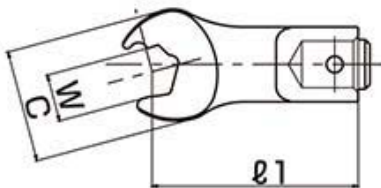


RoHS

How to order.

Specify **Model name**

[Ex.] SH10D-1X10N



SH-N models
 ※Except for SH10D-5x10N
 and SH12D-5x12N (14N,17N)

SH10D-5x10N
 SH12D-5x12N (14N,17N)

SH10Dx12N
 SH12Dx12N (14N,17N)